

FUELIGHT™ 4500 SERIES PRODUCT SPECIFICATIONS

TECHNICAL SPECIFICATIONS

Designed exclusively for the international petroleum market.

Color Capability:

One color (red, amber or green)

Digit Design:

Sealed digits with only the LEDs protruding through the black metal face.

Viewing Angle:

140 degrees horizontal x 70 degrees vertical

Contrast Enhancement:

LEDs protrude through a punched black metal face

Cabinet Configuration:

Flange mounted single cabinet or internal rear mounted multi-sectional cabinet

Service Access:

Front access

Power:

120 VAC single phase

Display Dimming:

16 levels (automatic or manual control)

Digit Font:

Programmable font allows adding tails to the 6 and 9 digits

Communication Options:

Wired, wireless, Point of Sale (POS) interface, wireless handheld key fob

Operating Temperature:


-40°F to 120°F with 99% RH non-condensing

Fully Sealed:

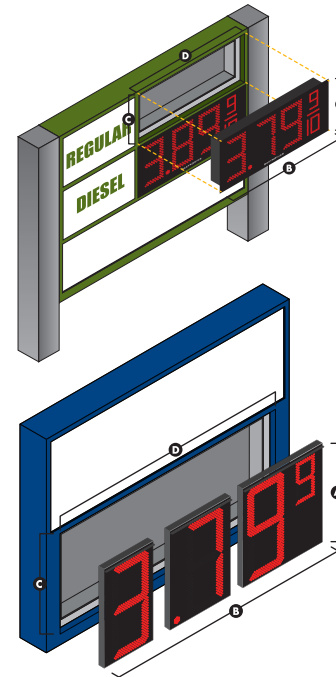
360 degree water-tight electronics

Compliance Information:

UL Recognized, cUL Recognized



4500 Series Drop-in digit



The 8"-30" drop-in with flange drops into the cutout area in the sign, while still providing overlap space for installation through the flange.

The 36"-48" drop-in without flange drops into the built-in structure. Sections bolt together and attach to the sign structure through the inside rear of the display.

FL-4500 DROP-IN MODEL SPECIFICATIONS

Model Number	Character Height	Drop-in Dimensions Ft-In (H x W)		Cut-out Dimensions Ft-In (H x W)		Drop-in Dimensions Meters (H x W)		Cut-out Dimensions Meters (H x W)		Drop-in Weight Pounds (kg)	Max.Watts Per Face
		A	B	C	D	A	B	C	D		
FL-4500-8-DI	8"	0'11"	2'4"	0'10"	2'3"	0.28	0.71	0.24	0.67	10 (5)	30
FL-4500-12-DI	12"	1'4"	3'0"	1'2"	2'10"	0.41	0.91	0.34	0.85	20 (9)	50
FL-4500-16-DI	16"	1'8"	3'9"	1'6"	3'7"	0.51	1.14	0.44	1.08	25 (11)	65
FL-4500-18-DI	18"	1'10"	4'4"	1'8"	4'2"	0.56	1.32	0.50	1.26	30 (14)	70
FL-4500-24-DI	24"	2'4"	5'3"	2'2"	5'1"	0.71	1.60	0.65	1.54	45 (20)	110
FL-4500-30-DI	30"	2'10"	6'3"	2'8"	6'1"	0.86	1.91	0.80	1.84	55 (25)	130
FL-4500-36-DI	36"	3'3"	7'7"	3'4"	7'8"	0.99	2.31	1.00	2.32	100 (45)	270
FL-4500-48-DI	48"	4'3"	10'6"	4'4"	10'7"	1.30	3.20	1.31	3.21	170 (77)	550

Single-section, Front flange mounted


Multi-section, Inside rear mounted

Several communication options are available. See the communications options on pages 14-15 or ask your sales representative for details. Cabinet depth is 3" (0.07 M). Specifications are approximate. Request a Daktronics shop drawing for precise specifications.

DISPLAY CONFIGURATIONS



DI with Flange
available in 8"-30"



DI without Flange
available in 36"-48"

MODEL NUMBER GUIDE

FL - 4500 - 16 - R - DI

↑ Fuelight Series Number ↑ Character Height ↑ Red, Amber, Green, or White LEDs ↑ Drop-in