

APPLICABLE DESIGN CODE: IBC 2006/2009

DESIGN WIND PRESSURE "P"

P ≤ 110 psf

CHART 1

POWER REQUIREMENTS PER SINGLE FACE

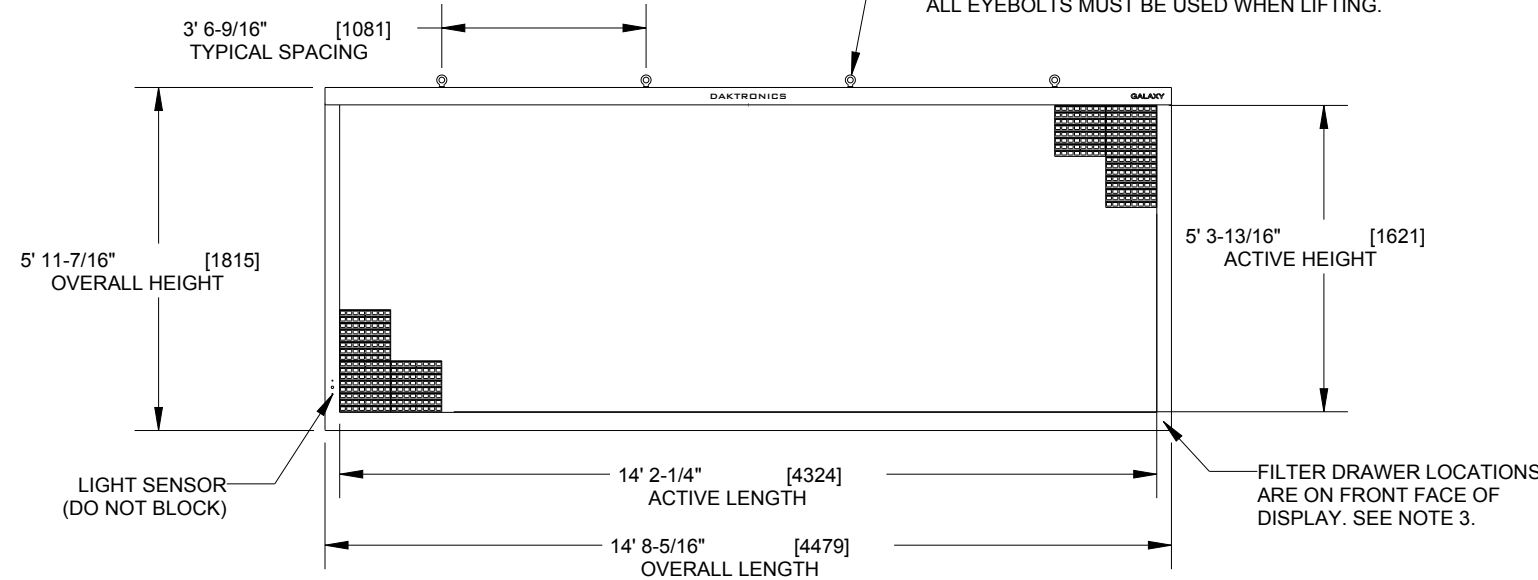
TECHNOLOGY	COLOR	WATTS	120 VAC, 60 Hz (2 WIRE + GND)	120/240VAC, 60 Hz (3 WIRE + GND)	240VAC, 1PH, 50 Hz (2 WIRE + GND)
			AMPS	AMPS*	AMPS
3500	RED	1638	N/A	7.29	6.83
	AMBER	1983	N/A	9.44	8.26
	**RGB	3405	N/A	14.63	14.19
3550	RGB	3242	N/A	14.15	13.51

*AMPS LISTED ARE HIGHEST LEG OF CIRCUIT.
** AF-3500 RGB INACTIVE AS OF 23 AUGUST 2012.

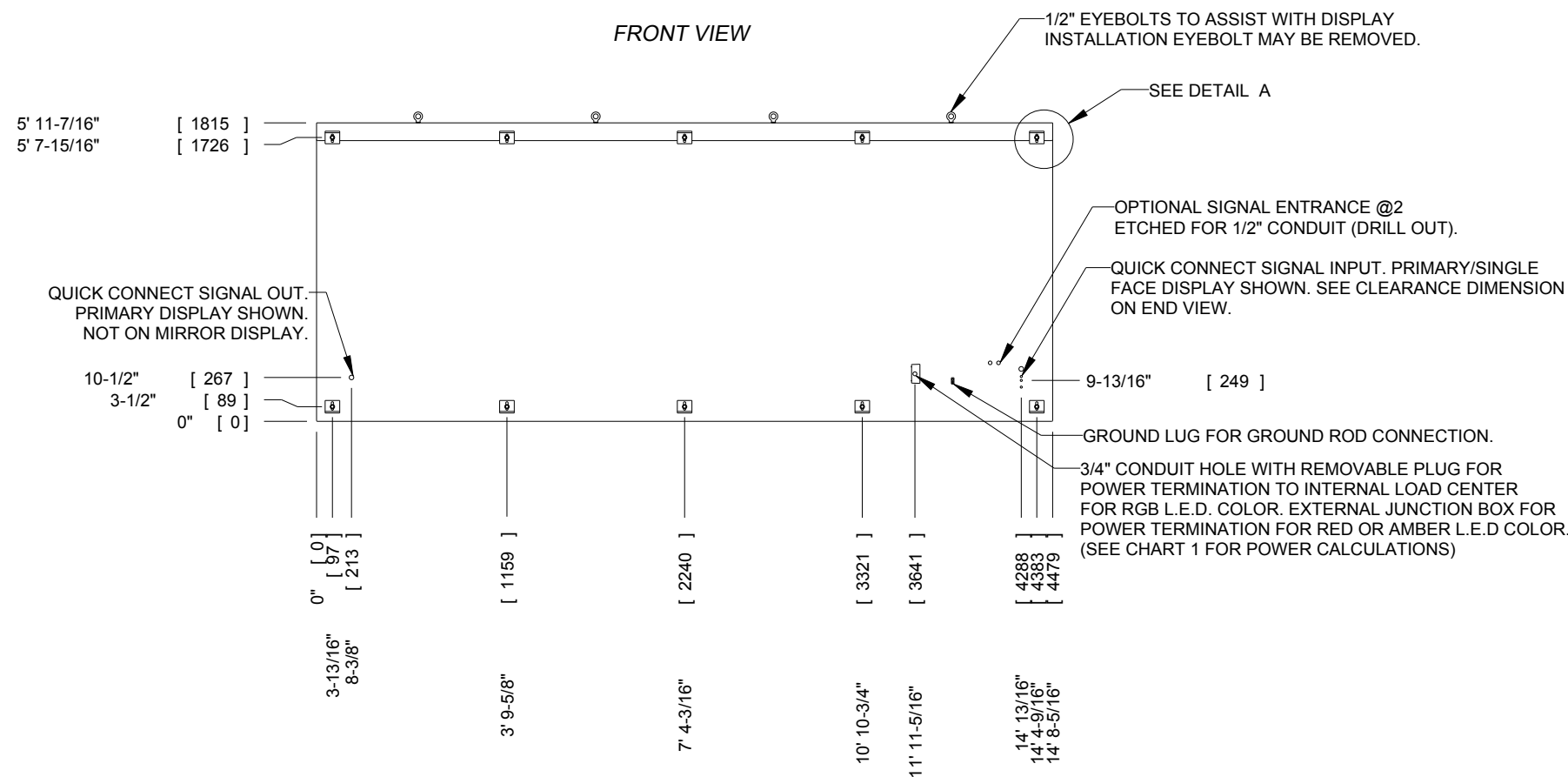
NOTES:

- EYEBOLTS MAY NOT BE USED FOR PERMANENT INSTALLATION.
- ALL CLIP ANGLES (OR THEIR LOCATIONS) MUST BE USED FOR DISPLAY INSTALLATION.
- DISPLAY IS FRONT VENTILATED SO NO PORTION OF THE FRONT FACE CAN BE COVERED. AIR INTAKES ARE FILTERED. FILTERS ARE LOCATED IN DRAWERS ON FACE AND WILL NEED TO BE PERIODICALLY CLEANED IN ORDER TO PROVIDE THE PROPER DISPLAY VENTILATION. REFER TO THE MAINTENANCE DOCUMENT (DD-1564079) FOR FILTER MAINTENANCE INSTRUCTIONS.
- ALL DIMENSIONS ARE IN FEET AND INCHES [MILLIMETERS].
- DISPLAY IS ALL ALUMINUM CONSTRUCTION.
- THIS DISPLAY IS SHIPPED AND INSTALLED AS A SINGLE UNIT.
- DISPLAY CABINET COLOR IS SEMI-GLOSS BLACK.
- FRONT ACCESS FOR SERVICE.
- ESTIMATED WEIGHT IS: 720 LBS [327 KG].
- DISPLAY L.E.D. COLOR IS RED, AMBER, OR RGB.
- POWER REQUIREMENTS ARE LISTED IN CHART 1 OF THIS DRAWING.
- DAKTRONICS IS NOT RESPONSIBLE FOR THE MAIN ELECTRICAL DISCONNECT.
- DAKTRONICS IS NOT RESPONSIBLE FOR THE MOUNTING HARDWARE OR THE INTEGRITY OF THE STRUCTURE THE DISPLAY IS MOUNTED TO.

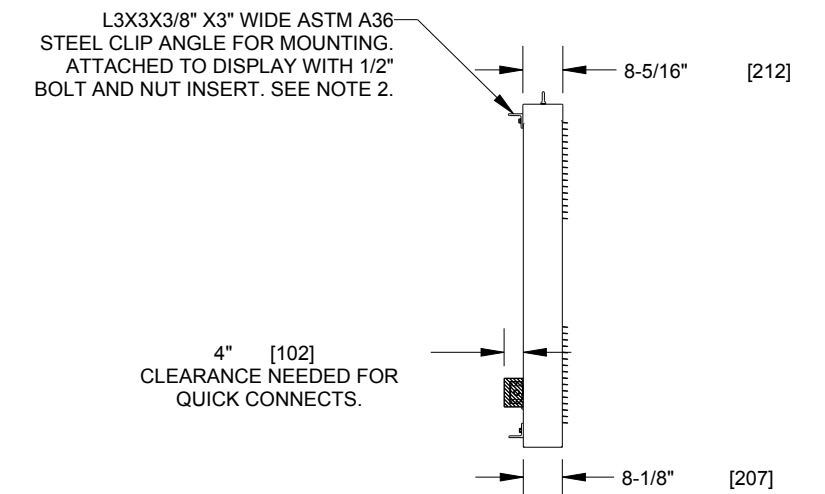
IN ORDER TO MAINTAIN THE STRUCTURAL INTEGRITY OF THE DISPLAY CABINET, THE 90° ANGLE BETWEEN THE CABINET AND THE LIFTING METHOD MUST BE MAINTAINED. ALL EYEBOLTS MUST BE USED WHEN LIFTING.



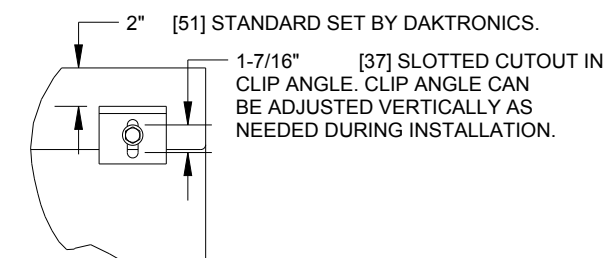
FRONT VIEW



REAR VIEW



LEFT SIDE



DETAIL A
SCALE 1/10

		THE CONCEPTS EXPRESSED AND DETAILS SHOWN ON THIS DRAWING ARE CONFIDENTIAL AND PROPRIETARY. DO NOT REPRODUCE BY ANY MEANS WITHOUT THE EXPRESSED WRITTEN CONSENT OF DAKTRONICS, INC. COPYRIGHT 2011 DAKTRONICS, INC.	
PROJECT: GALAXY AF-3500 34MM DISPLAYS			
TITLE: SHOP DWG, AF-35**-48X128-34			
DESIGN: TWHITEH	DRAWN: BHAROLD	DATE: 15-AUG-12	
SCALE: 1=40			
SHEET: 1 OF 1	REV: 04	JOB NO: P 1472	FUNC-TYPE-SIZE: E - 10 - B
659123			

04	22 FEB 13	UPDATED POWER SPECS TABLE TO REFLECT 3550 CHANGE	TKW
03	2 AUG 11	UPDATED DESIGN CODE TO INCLUDE IBC 2009 ALONG WITH IBC 2006	AJK
REV 02	DATE: 15 NOV 10	UPDATED "SIGNAL IN" AND "SIGNAL OUT" QUICK CONNECT LOCATIONS.	BY: JDG