

APPLICABLE DESIGN CODE: IBC 2006/2009

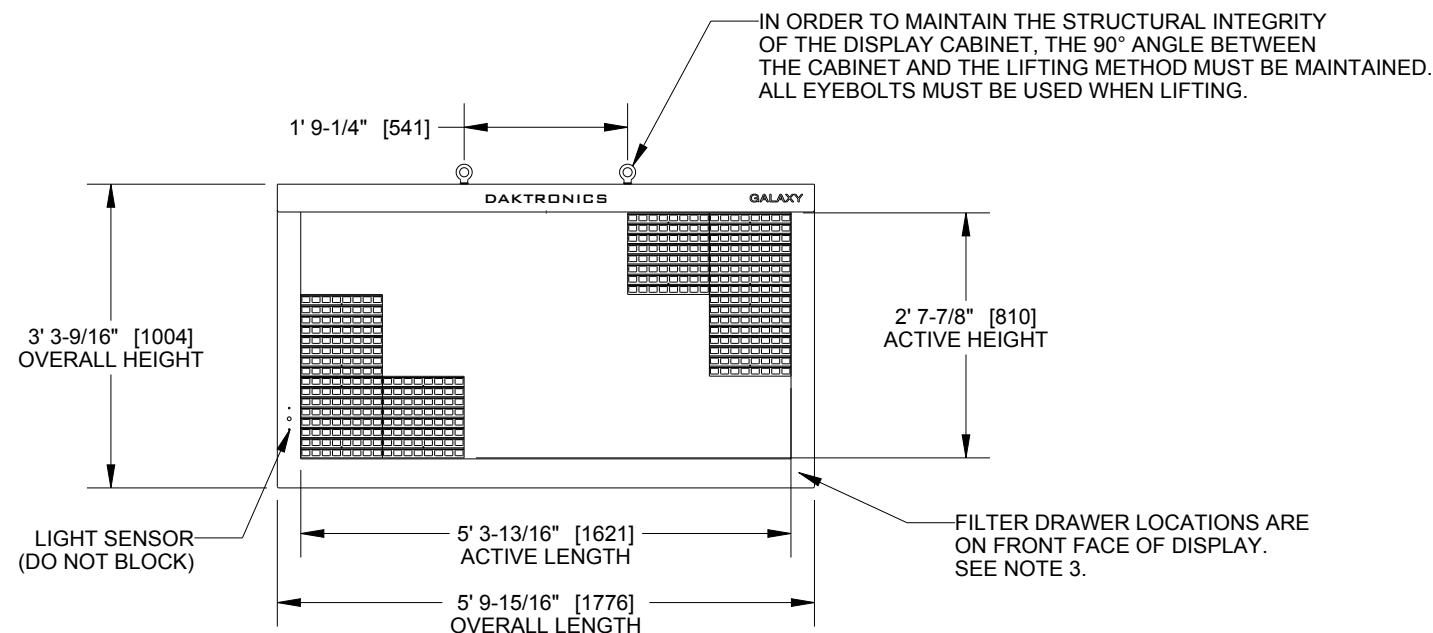
DESIGN WIND PRESSURE "P"

P ≤ 110 psf

CHART 1

TECHNOLOGY	COLOR	WATTS	POWER REQUIREMENTS PER SINGLE FACE		
			120 VAC, 60 Hz (2 WIRE + GND)	120/240VAC, 60 Hz (3 WIRE + GND)	240VAC, 1PH, 50 Hz (2 WIRE + GND)
			AMPS	AMPS*	AMPS
3500	RED	412	3.43	N/A	1.72
	AMBER	476	3.97	N/A	1.98
	**RGB	720	6.00	N/A	3.00
3550	RGB	632	5.27	N/A	2.63

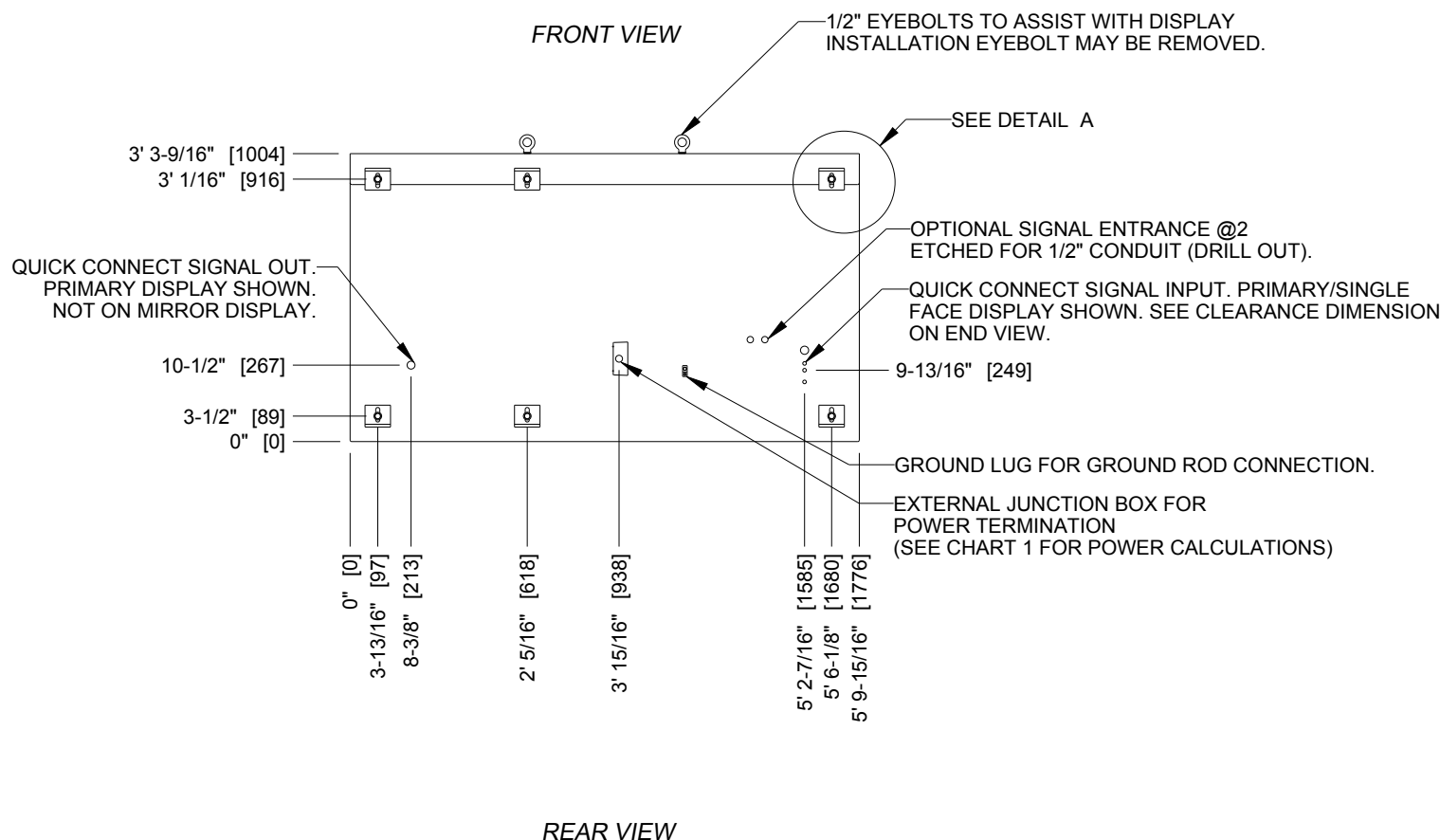
*AMPS LISTED ARE HIGHEST LEG OF CIRCUIT.
**AF-3500 RGB INACTIVE AS OF 23 AUGUST 2012.



IN ORDER TO MAINTAIN THE STRUCTURAL INTEGRITY OF THE DISPLAY CABINET, THE 90° ANGLE BETWEEN THE CABINET AND THE LIFTING METHOD MUST BE MAINTAINED. ALL EYEBOLTS MUST BE USED WHEN LIFTING.

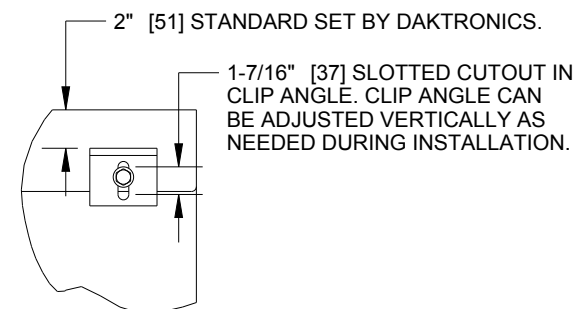
NOTES:

- EYEBOLTS MAY NOT BE USED FOR PERMANENT INSTALLATION.
- ALL CLIP ANGLES (OR THEIR LOCATIONS) MUST BE USED FOR DISPLAY INSTALLATION.
- DISPLAY IS FRONT VENTILATED SO NO PORTION OF THE FRONT FACE CAN BE COVERED. AIR INTAKES ARE FILTERED. FILTERS ARE LOCATED IN DRAWERS ON FACE AND WILL NEED TO BE PERIODICALLY CLEANED IN ORDER TO PROVIDE THE PROPER DISPLAY VENTILATION. REFER TO THE MAINTENANCE DOCUMENT (DD-1564079) FOR FILTER MAINTENANCE INSTRUCTIONS.
- ALL DIMENSIONS ARE IN FEET AND INCHES [MILLIMETERS].
- DISPLAY IS ALL ALUMINUM CONSTRUCTION.
- THIS DISPLAY IS SHIPPED AND INSTALLED AS A SINGLE UNIT.
- DISPLAY CABINET COLOR IS SEMI-GLOSS BLACK.
- FRONT ACCESS FOR SERVICE.
- ESTIMATED WEIGHT IS: 160 LBS [73 KG].
- DISPLAY L.E.D. COLOR IS RED, AMBER, OR RGB.
- POWER REQUIREMENTS ARE LISTED IN CHART 1 OF THIS DRAWING.
- DAKTRONICS IS NOT RESPONSIBLE FOR THE MAIN ELECTRICAL DISCONNECT.
- DAKTRONICS IS NOT RESPONSIBLE FOR THE MOUNTING HARDWARE OR THE INTEGRITY OF THE STRUCTURE THE DISPLAY IS MOUNTED TO.



L3X3X3/8" X3" WIDE ASTM A36 STEEL CLIP ANGLE FOR MOUNTING. ATTACHED TO DISPLAY WITH 1/2" BOLT AND NUT INSERT. SEE NOTE 2.

4" [102] CLEARANCE NEEDED FOR QUICK CONNECTS.



DETAIL A SCALE 1/10

LEFT SIDE

05	8 MAR 13	UPDATED POWER SPECS TABLE TO REFLECT 3550 CHANGE.	RVB
04	02 AUG 11	UPDATED DESIGN CODE TO INCLUDE IBC 2009 ALONG WITH IBC 2006	AJK
03	16 NOV 10	UPDATED "SIGNAL IN" AND "SIGNAL OUT" QUICK CONNECT LOCATIONS.	JDG

<p>DAKTRONICS, INC. BROOKINGS, SD 57006 DO NOT SCALE DRAWING</p>	<p>THE CONCEPTS EXPRESSED AND DETAILS SHOWN ON THIS DRAWING ARE CONFIDENTIAL AND PROPRIETARY. DO NOT REPRODUCE BY ANY MEANS WITHOUT THE EXPRESSED WRITTEN CONSENT OF DAKTRONICS, INC. COPYRIGHT 2011 DAKTRONICS, INC.</p>		
	<p>PROJ: GALAXY AF-35** 34MM DISPLAYS TITLE: SHOP DWG, AF-35**-24X48-34</p>		
DESIGN: TWHITEH	DRAWN: BHAROLD	DATE: 15-AUG-12	
SCALE: 1=25			
SHEET: 1 OF 1	REV: 05	JOB NO: P 1472	FUNC-TYPE-SIZE: E - 10 - B
			551993