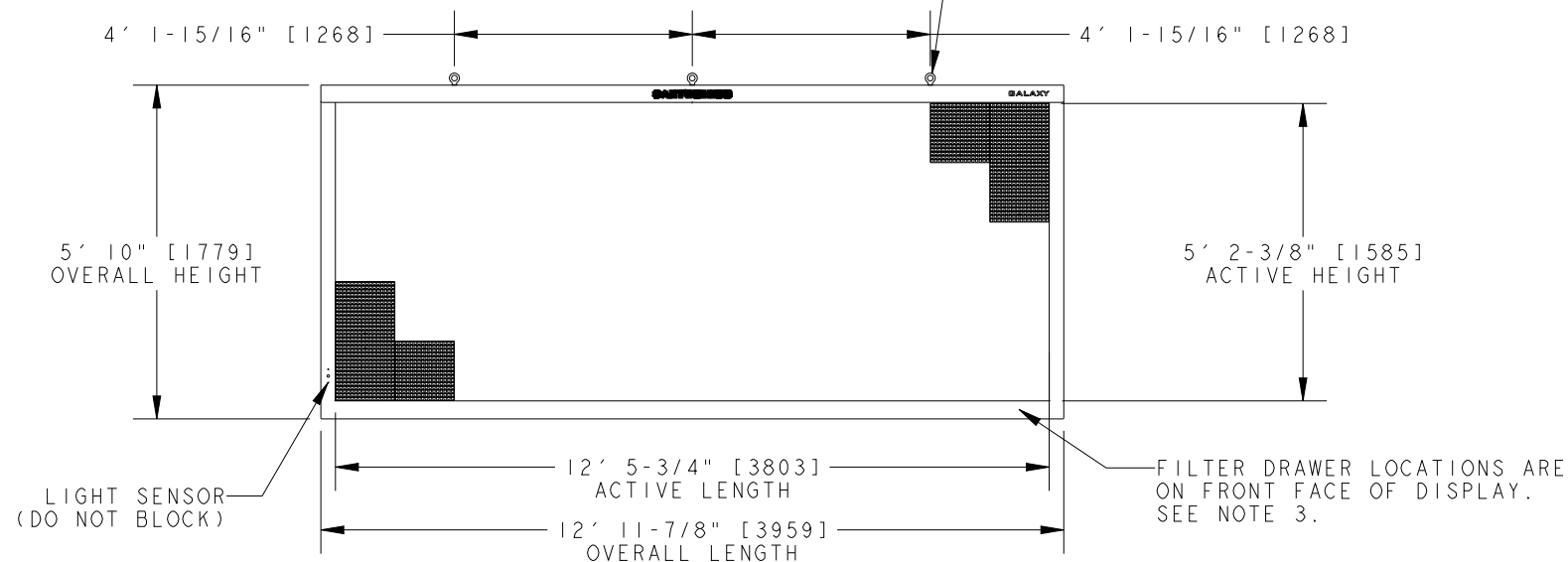


APPLICABLE DESIGN CODE: IBC 2006/2009

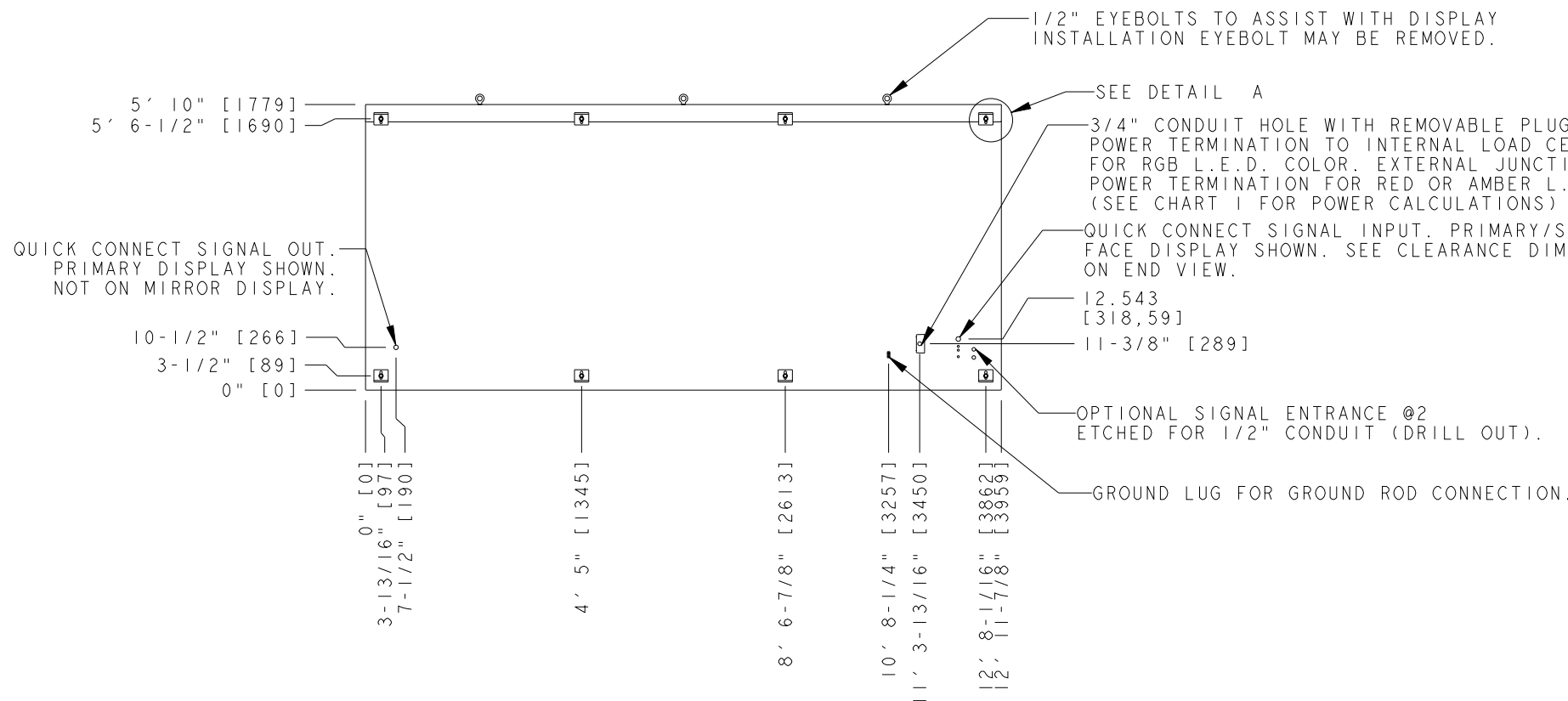
DESIGN WIND PRESSURE "P"

P < 110 psf

IN ORDER TO MAINTAIN THE STRUCTURAL INTEGRITY OF THE DISPLAY CABINET, THE 90° ANGLE BETWEEN THE CABINET AND THE LIFTING METHOD MUST BE MAINTAINED. ALL EYEBOLTS MUST BE USED WHEN LIFTING.



FRONT VIEW



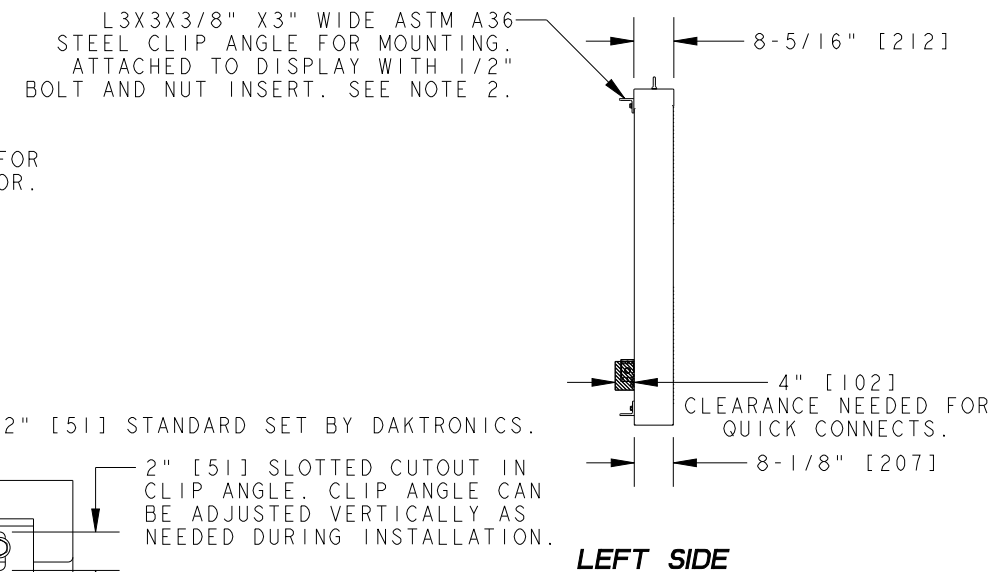
REAR VIEW

NOTES:

1. EYEBOLTS MAY NOT BE USED FOR PERMANENT INSTALLATION.
2. ALL CLIP ANGLES (OR THEIR LOCATIONS) MUST BE USED FOR DISPLAY INSTALLATION.
3. DISPLAY IS FRONT VENTILATED SO NO PORTION OF THE FRONT FACE CAN BE COVERED. AIR INTAKES ARE FILTERED. FILTERS ARE LOCATED IN DRAWERS ON FACE AND WILL NEED TO BE PERIODICALLY CLEANED IN ORDER TO PROVIDE THE PROPER DISPLAY VENTILATION. REFER TO THE MAINTENANCE DOCUMENT (DD-1564079) FOR FILTER MAINTENANCE INSTRUCTIONS.
4. ALL DIMENSIONS ARE IN FEET AND INCHES [MILLIMETERS].
5. DISPLAY IS ALL ALUMINUM CONSTRUCTION.
6. THIS DISPLAY IS SHIPPED AND INSTALLED AS A SINGLE UNIT.
7. DISPLAY CABINET COLOR IS SEMI-GLOSS BLACK.
8. FRONT ACCESS FOR SERVICE.
9. ESTIMATED WEIGHT IS: 630 LBS [286 KG].
10. DISPLAY L.E.D. COLOR IS RGB.
11. POWER REQUIREMENTS ARE LISTED IN CHART I OF THIS DRAWING.
12. DAKTRONICS IS NOT RESPONSIBLE FOR THE MAIN ELECTRICAL DISCONNECT.
13. DAKTRONICS IS NOT RESPONSIBLE FOR THE MOUNTING HARDWARE OR THE INTEGRITY OF THE STRUCTURE THE DISPLAY IS MOUNTED TO.

		CHART I POWER REQUIREMENTS PER SINGLE FACE			
TECHNOLOGY	COLOR	WATTS	120 VAC, 60 Hz	120/240VAC, 60 Hz	240VAC, 1PH, 50 Hz
			(2 WIRE + GND)	(3 WIRE + GND)	(2 WIRE + GND)
			AMPS	AMPS*	AMPS
AF-3500	RED	1149	9.57	N/A	4.79
	AMBER	1387	11.56	12.77	5.78
	**RGB	2845	N/A	12.61	11.86
AF-3550	RGB	2371	N/A	10.45	9.88

\*AMPS LISTED ARE HIGHEST LEG OF CIRCUIT.  
\*\*AF-3500 RGB INACTIVE AS OF 23 AUGUST 2012.



DETAIL A  
SCALE 1/10

REV	DATE	DESCRIPTION	BY
04	23 JUL 12	UPDATED POWER BLOCK AND TITLE BLOCK TO REFLECT 3550 CHANGE	CDH
03	27 JUL 11	UPDATED DESIGN CODE TO INCLUDE IBC 2009 ALONG WITH IBC 2006	AJK
02	22 MAR 11	UPDATED POWER REQUIREMENT CHART	MSH

	DAKTRONICS, INC. BROOKINGS, SD 57006		THE CONCEPTS EXPRESSED AND DETAILS SHOWN ON THIS DRAWING ARE CONFIDENTIAL AND PROPRIETARY. DO NOT REPRODUCE BY ANY MEANS WITHOUT THE EXPRESSED WRITTEN CONSENT OF DAKTRONICS, INC. COPYRIGHT 2011 DAKTRONICS, INC.	
	DO NOT SCALE DRAWING			
PROJ: GALAXY AF-35** 20MM DISPLAYS				
TITLE: SHOP DWG, AF-35** - 80X192-20				
DESIGN: TWHITEH		DRAWN: RBJERKE		DATE: 23-JUL-12
SCALE: 1=40				
SHEET:	REV:	JOB NO.:	FUNC-TYPE-SIZE:	1002812
1 OF 1	04	P 1473	E-10-B	