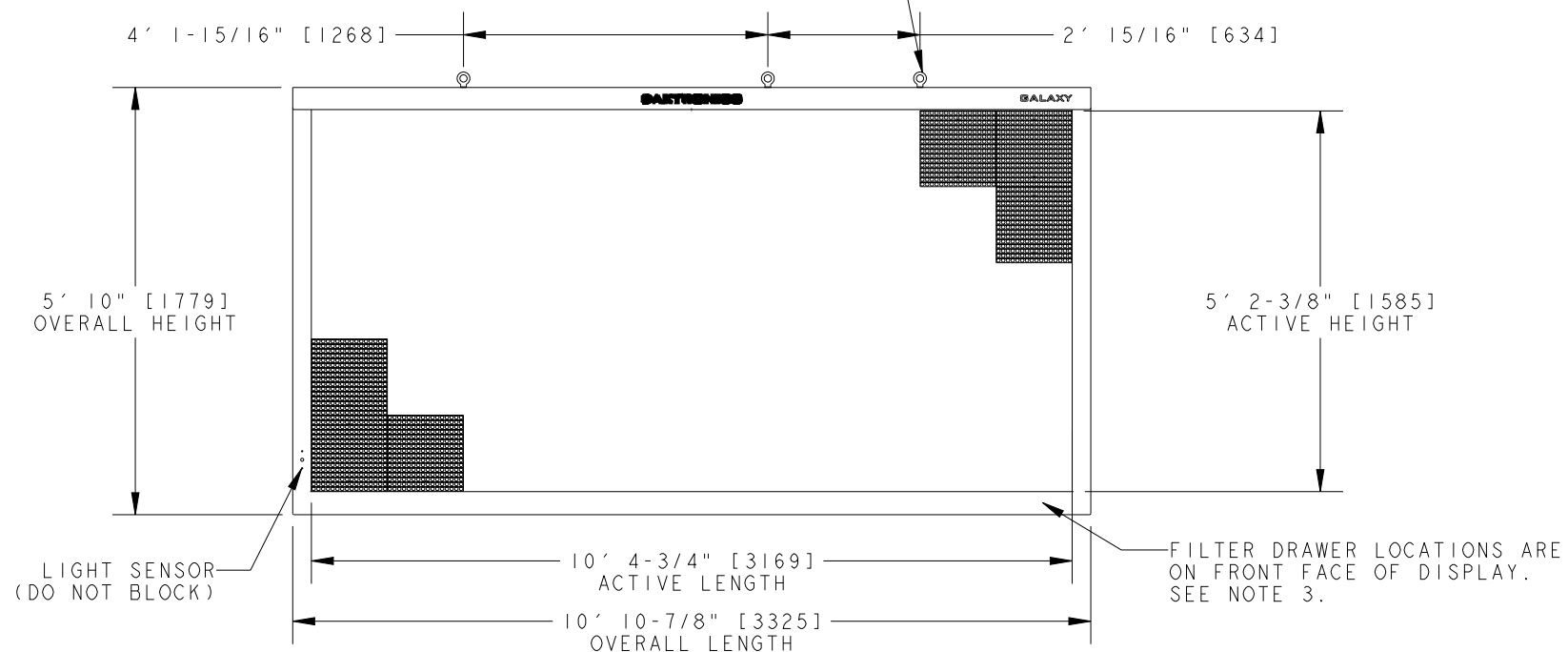


APPLICABLE DESIGN CODE: IBC 2006/2009

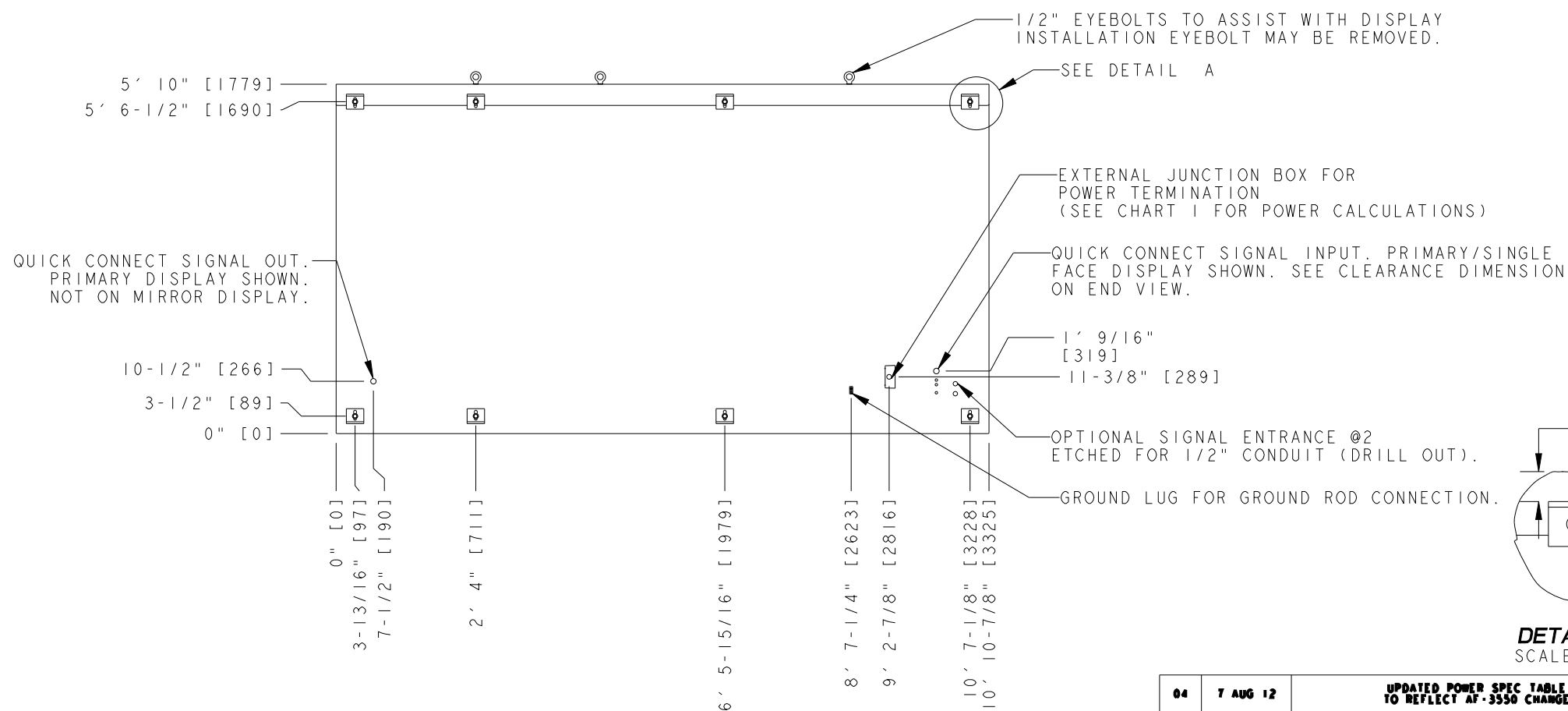
DESIGN WIND PRESSURE "P"

P < 110 psf

IN ORDER TO MAINTAIN THE STRUCTURAL INTEGRITY OF THE DISPLAY CABINET, THE 90° ANGLE BETWEEN THE CABINET AND THE LIFTING METHOD MUST BE MAINTAINED. ALL EYEBOLTS MUST BE USED WHEN LIFTING.



FRONT VIEW



REAR VIEW

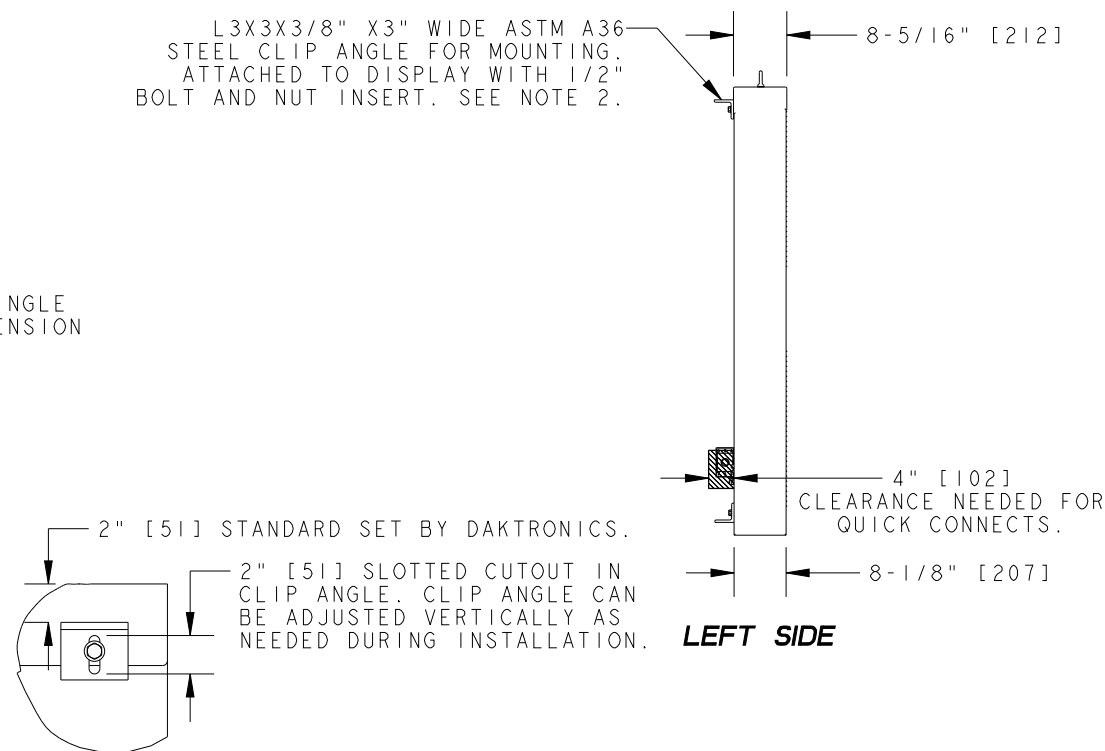
		CHART 1 POWER REQUIREMENTS PER SINGLE FACE			
TECHNOLOGY	COLOR	WATTS	120 VAC, 60 Hz	120/240VAC, 60 Hz	240VAC, 1PH, 50 Hz
			(2 WIRE + GND)	(3 WIRE + GND)	(2 WIRE + GND)
			AMPS	AMPS*	AMPS
AF-3500	RED	962	8.02	N/A	4.01
	AMBER	1161	9.67	N/A	4.84
	**RGB	2367	N/A	10.41	9.86
AF-3550	RGB	1960	N/A	8.72	8.17

*AMPS LISTED ARE HIGHEST LEG OF CIRCUIT.
**AF-3500 RGB INACTIVE AS OF 23 AUGUST 2012.

NOTES:

- EYEBOLTS MAY NOT BE USED FOR PERMANENT INSTALLATION.
- ALL CLIP ANGLES (OR THEIR LOCATIONS) MUST BE USED FOR DISPLAY INSTALLATION.
- DISPLAY IS FRONT VENTILATED SO NO PORTION OF THE FRONT FACE CAN BE COVERED. AIR INTAKES ARE FILTERED. FILTERS ARE LOCATED IN DRAWERS ON FACE AND WILL NEED TO BE PERIODICALLY CLEANED IN ORDER TO PROVIDE THE PROPER DISPLAY VENTILATION. REFER TO THE MAINTENANCE DOCUMENT (DD-1564079) FOR FILTER MAINTENANCE INSTRUCTIONS.
- ALL DIMENSIONS ARE IN FEET AND INCHES [MILLIMETERS].
- DISPLAY IS ALL ALUMINUM CONSTRUCTION.
- THIS DISPLAY IS SHIPPED AND INSTALLED AS A SINGLE UNIT.
- DISPLAY CABINET COLOR IS SEMI-GLOSS BLACK.
- FRONT ACCESS FOR SERVICE.
- ESTIMATED WEIGHT IS: 530 LBS [240 KG].
- DISPLAY L.E.D. COLOR IS RGB.
- POWER REQUIREMENTS ARE LISTED IN CHART 1 OF THIS DRAWING.
- DAKTRONICS IS NOT RESPONSIBLE FOR THE MAIN ELECTRICAL DISCONNECT.
- DAKTRONICS IS NOT RESPONSIBLE FOR THE MOUNTING HARDWARE OR THE INTEGRITY OF THE STRUCTURE THE DISPLAY IS MOUNTED TO.

L3X3X3/8" X3" WIDE ASTM A36 STEEL CLIP ANGLE FOR MOUNTING. ATTACHED TO DISPLAY WITH 1/2" BOLT AND NUT INSERT. SEE NOTE 2.



DETAIL A
SCALE 1/10

REV	DATE:		BY:
04	7 AUG 12	UPDATED POWER SPEC TABLE TO REFLECT AF-3550 CHANGE	RVB
03	27 JUL 11	UPDATED DESIGN CODE TO INCLUDE IBC 2009 ALONG WITH IBC 2006	AJK
02	22 MAR 11	UPDATED POWER REQUIREMENT CHART	MSH

DAKTRONICS, INC. BROOKINGS, SD 57006		DO NOT SCALE DRAWING	
PROJ: GALAXY AF-35** 20MM DISPLAYS			
TITLE: SHOP DWG, AF-35**-80X160-20			
DESIGN: TWHITEH	DRAWN: RBJERKE	DATE: 07-AUG-12	
SCALE: 1=30			
SHEET: 1 OF 1	REV: 04	JOB NO: P 1473	FUNC-TYPE-SIZE: E-10-B
1002797			

THE CONCEPTS EXPRESSED AND DETAILS SHOWN ON THIS DRAWING ARE CONFIDENTIAL AND PROPRIETARY. DO NOT REPRODUCE BY ANY MEANS WITHOUT THE EXPRESSED WRITTEN CONSENT OF DAKTRONICS, INC. COPYRIGHT 2011 DAKTRONICS, INC.