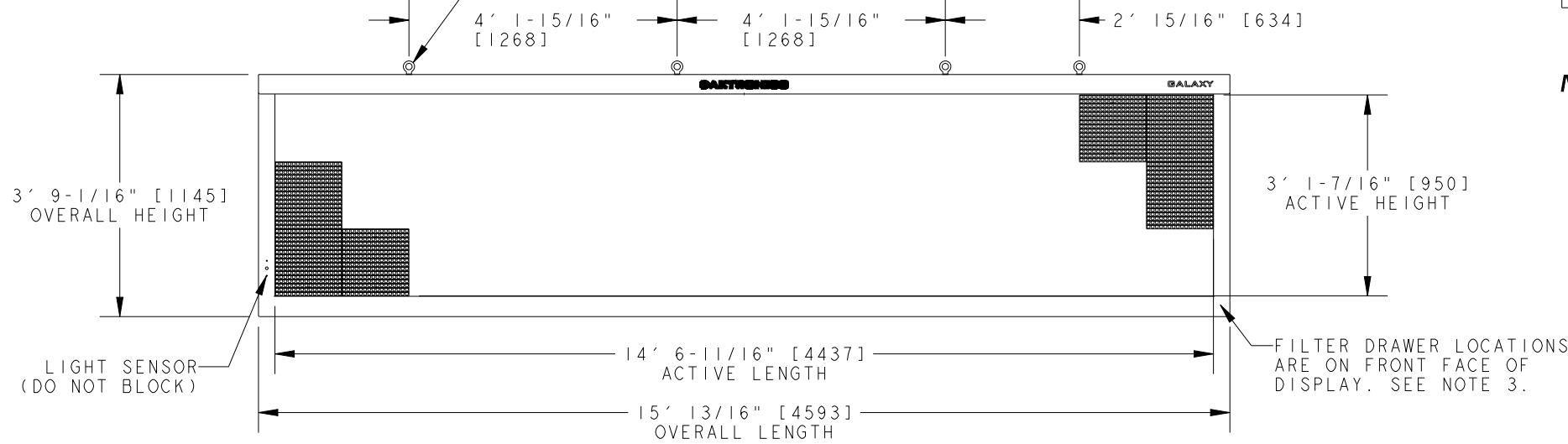


APPLICABLE DESIGN CODE: IBC 2006/2009

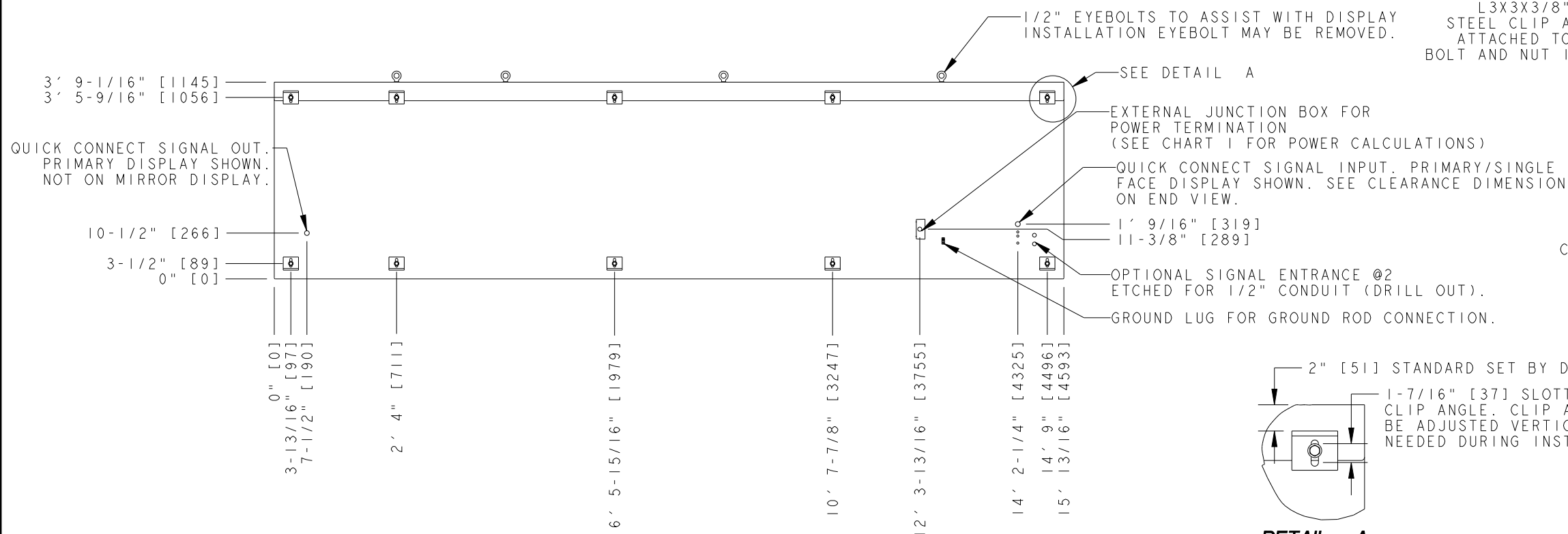
DESIGN WIND PRESSURE "P"

P < 110 psf


IN ORDER TO MAINTAIN THE STRUCTURAL INTEGRITY OF THE DISPLAY CABINET, THE 90° ANGLE BETWEEN THE CABINET AND THE LIFTING METHOD MUST BE MAINTAINED. ALL EYEBOLTS MUST BE USED WHEN LIFTING.



FRONT VIEW



REAR VIEW



L3X3X3/8" X3" WIDE ASTM A36 STEEL CLIP ANGLE FOR MOUNTING. ATTACHED TO DISPLAY WITH 1/2" BOLT AND NUT INSERT. SEE NOTE 2.

8-5/16" [212]

4" [102] CLEARANCE NEEDED FOR QUICK CONNECTS.

8-1/8" [207]

LEFT SIDE

CHART 1

| TECHNOLOGY | COLOR | WATTS | POWER REQUIREMENTS PER SINGLE FACE |                                  |                                   |
|------------|-------|-------|------------------------------------|----------------------------------|-----------------------------------|
|            |       |       | 120 VAC, 60 Hz (2 WIRE + GND)      | 120/240VAC, 60 Hz (3 WIRE + GND) | 240VAC, 1PH, 50 Hz (2 WIRE + GND) |
|            |       |       | AMPS                               | AMPS*                            | AMPS                              |
| AF-3500    | RED   | 807   | 6.73                               | N/A                              | 3.36                              |
|            | AMBER | 974   | 8.11                               | N/A                              | 4.06                              |
|            | **RGB | 2003  | N/A                                | 10.41                            | 8.35                              |
| AF-3550    | RGB   | 1650  | N/A                                | 8.72                             | 6.87                              |

\*AMPS LISTED ARE HIGHEST LEG OF CIRCUIT.  
\*\*AF-3500 RGB INACTIVE AS OF 23 AUGUST 2012.

NOTES:

1. EYEBOLTS MAY NOT BE USED FOR PERMANENT INSTALLATION.
2. ALL CLIP ANGLES (OR THEIR LOCATIONS) MUST BE USED FOR DISPLAY INSTALLATION.
3. DISPLAY IS FRONT VENTILATED SO NO PORTION OF THE FRONT FACE CAN BE COVERED. AIR INTAKES ARE FILTERED. FILTERS ARE LOCATED IN DRAWERS ON FACE AND WILL NEED TO BE PERIODICALLY CLEANED IN ORDER TO PROVIDE THE PROPER DISPLAY VENTILATION. REFER TO THE MAINTENANCE DOCUMENT (DD-1564079) FOR FILTER MAINTENANCE INSTRUCTIONS.
4. ALL DIMENSIONS ARE IN FEET AND INCHES [MILLIMETERS].
5. DISPLAY IS ALL ALUMINUM CONSTRUCTION.
6. THIS DISPLAY IS SHIPPED AND INSTALLED AS A SINGLE UNIT.
7. DISPLAY CABINET COLOR IS SEMI-GLOSS BLACK.
8. FRONT ACCESS FOR SERVICE.
9. ESTIMATED WEIGHT IS: 470 LBS [213 KG].
10. DISPLAY L.E.D. COLOR IS RED, AMBER, OR RGB.
11. POWER REQUIREMENTS ARE LISTED IN CHART 1 OF THIS DRAWING.
12. DAKTRONICS IS NOT RESPONSIBLE FOR THE MAIN ELECTRICAL DISCONNECT.
13. DAKTRONICS IS NOT RESPONSIBLE FOR THE MOUNTING HARDWARE OR THE INTEGRITY OF THE STRUCTURE THE DISPLAY IS MOUNTED TO.

| REV | DATE:     |   | BY: |
|-----|-----------|---|-----|
| 05  | 7 AUG 12  | UPDATED POWER SPECS TABLE TO REFLECT AF-3550 CHANGE         | RVB |
| 04  | 25 JUL 11 | UPDATED DESIGN CODE TO INCLUDE IBC 2009 ALONG WITH IBC 2006 | AJK |
| 03  | 22 MAR 11 | UPDATED POWER REQUIREMENT CHART                             | RLB |

|   |   |                        |                               |
|---|---|------------------------|-------------------------------|
| <p>DAKTRONICS, INC.<br/>BROOKINGS, SD 57006</p> | <p>THE CONCEPTS EXPRESSED AND DETAILS SHOWN ON THIS DRAWING ARE CONFIDENTIAL AND PROPRIETARY. DO NOT REPRODUCE BY ANY MEANS WITHOUT THE EXPRESSED WRITTEN CONSENT OF DAKTRONICS, INC. COPYRIGHT 2011 DAKTRONICS, INC.</p> |                        |                               |
|   | <p>DO NOT SCALE DRAWING</p>   |                        |                               |
| <p>PROJ: GALAXY AF-35** 20MM DISPLAYS</p>       |   |                        |                               |
| <p>TITLE: SHOP DWG, AF-35**-48X224-20</p>       |   |                        |                               |
| <p>DESIGN: TWHITEH</p>                          |   | <p>DATE: 07-AUG-12</p> |                               |
| <p>SCALE: 1=30</p>                              |   | <p>DRAWN: BHAROLD</p>  |                               |
| <p>SHEET: 1 OF 1</p>                            | <p>REV: 05</p>  | <p>JOB NO: P 1473</p>  | <p>FUNC-TYPE-SIZE: E-10-B</p> |
|   |   |                        | <p>773806</p>                 |