

APPLICABLE DESIGN CODE: IBC 2006/2009

DESIGN WIND PRESSURE "P"

P ≤ 110 psf

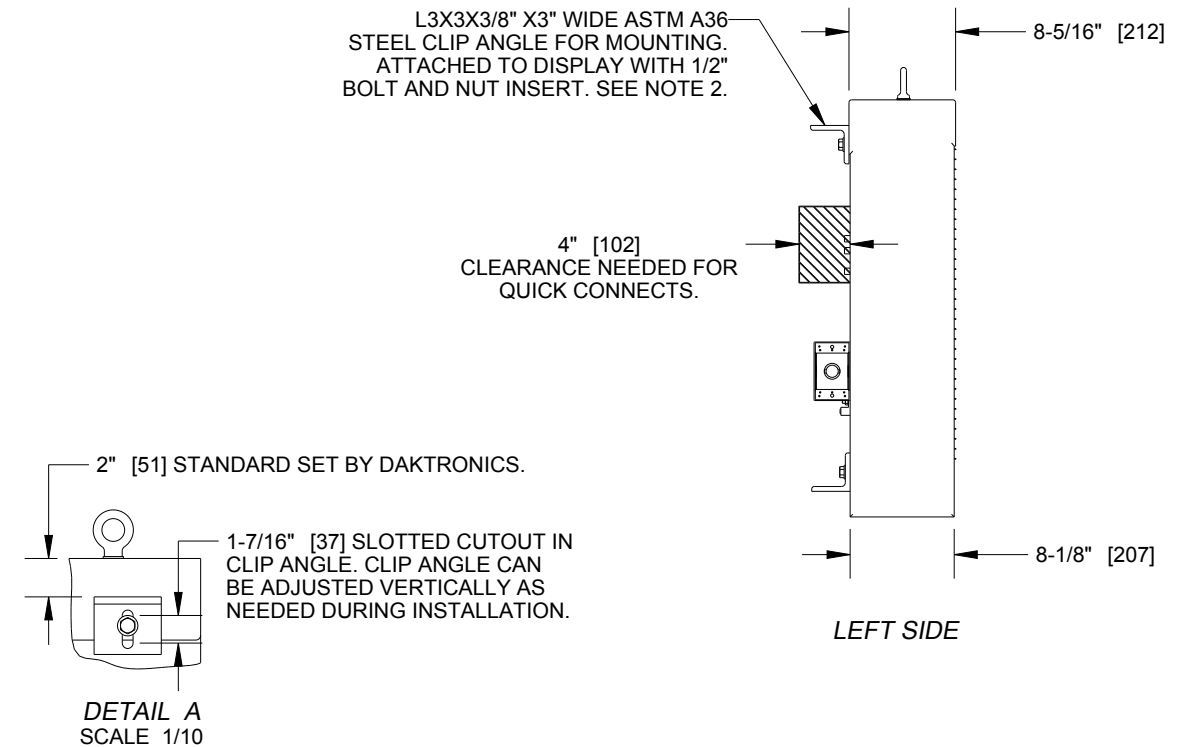
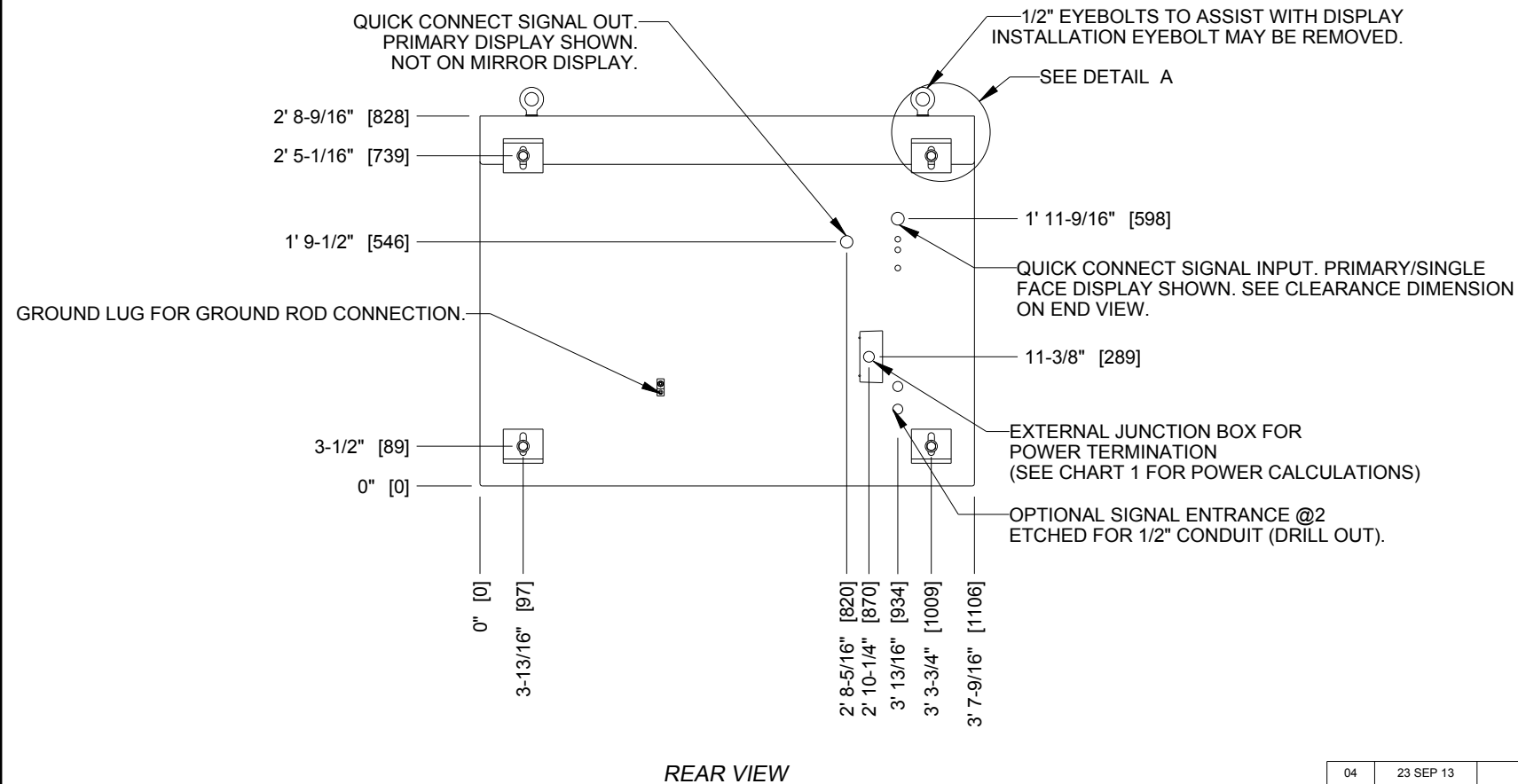
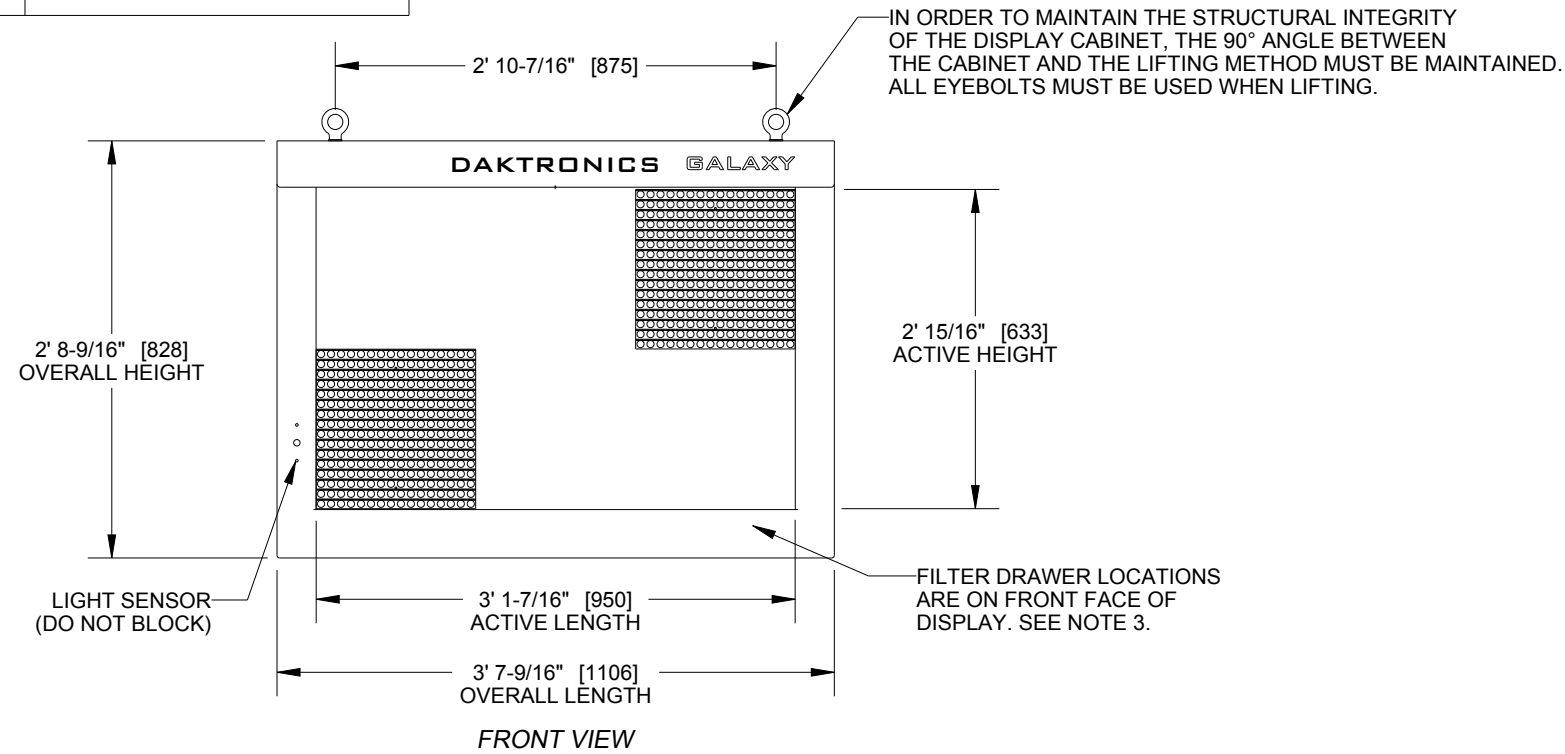


CHART 1

TECHNOLOGY	COLOR	WATTS	POWER REQUIREMENTS PER SINGLE FACE		
			120 VAC, 60 Hz (2 WIRE + GND)	120/240VAC, 60 Hz (3 WIRE + GND)	240VAC, 1PH, 50 Hz (2 WIRE + GND)
			AMPS	AMPS*	AMPS
AF-3500	RED	154	1.29	N/A	0.64
	AMBER	178	1.48	N/A	0.74
	**RGB	381	3.17	N/A	1.59
AF-3550	RGB	270	2.25	N/A	1.13

\*AMPS LISTED ARE HIGHEST LEG OF CIRCUIT.  
\*\*AF-3500 RGB INACTIVE AS OF 23 AUGUST 2012.

NOTES:

1. EYEBOLTS MAY NOT BE USED FOR PERMANENT INSTALLATION.
2. ALL CLIP ANGLES (OR THEIR LOCATIONS) MUST BE USED FOR DISPLAY INSTALLATION.
3. DISPLAY IS FRONT VENTILATED SO NO PORTION OF THE FRONT FACE CAN BE COVERED. AIR INTAKES ARE FILTERED. FILTERS ARE LOCATED IN DRAWERS ON FACE AND WILL NEED TO BE PERIODICALLY CLEANED IN ORDER TO PROVIDE THE PROPER DISPLAY VENTILATION. REFER TO THE MAINTENANCE DOCUMENT (DD-1564079) FOR FILTER MAINTENANCE INSTRUCTIONS.
4. ALL DIMENSIONS ARE IN FEET AND INCHES [MILLIMETERS].
5. DISPLAY IS ALL ALUMINUM CONSTRUCTION.
6. THIS DISPLAY IS SHIPPED AND INSTALLED AS A SINGLE UNIT.
7. DISPLAY CABINET COLOR IS SEMI-GLOSS BLACK.
8. FRONT ACCESS FOR SERVICE.
9. ESTIMATED WEIGHT IS: 90 LBS [41 KG].
10. DISPLAY L.E.D. COLOR IS RED, AMBER, OR RGB.
11. POWER REQUIREMENTS ARE LISTED IN CHART 1 OF THIS DRAWING.
12. DAKTRONICS IS NOT RESPONSIBLE FOR THE MAIN ELECTRICAL DISCONNECT.
13. DAKTRONICS IS NOT RESPONSIBLE FOR THE MOUNTING HARDWARE OR THE INTEGRITY OF THE STRUCTURE THE DISPLAY IS MOUNTED TO.

04	23 SEP 13	UPDATED POWER SPECS TABLE TO REFLECT AF-3550 CHANGE	TKW
03	21 JUL 11	UPDATED DESIGN CODE TO INCLUDE IBC 2009 ALONG WITH IBC 2006	AJK
02	22 MAR 11	UPDATED POWER REQUIREMENT CHART	RLB
REV	DATE:		BY:

		THE CONCEPTS EXPRESSED AND DETAILS SHOWN ON THIS DRAWING ARE CONFIDENTIAL AND PROPRIETARY. DO NOT REPRODUCE BY ANY MEANS WITHOUT THE EXPRESSED WRITTEN CONSENT OF DAKTRONICS, INC. COPYRIGHT 2013 DAKTRONICS, INC.	
DO NOT SCALE DRAWING			
PROJ: GALAXY AF-3500 20MM DISPLAYS			
TITLE: SHOP DWG, AF-35**-32X48-20			
DESIGN: TWHITEH	DRAWN: BHAROLD	DATE: 23-SEP-13	
SCALE: 1=15			
SHEET: 1 OF 1	REV: 04	JOB NO: P 1473	FUNC-TYPE-SIZE: E - 10 - B
			608380