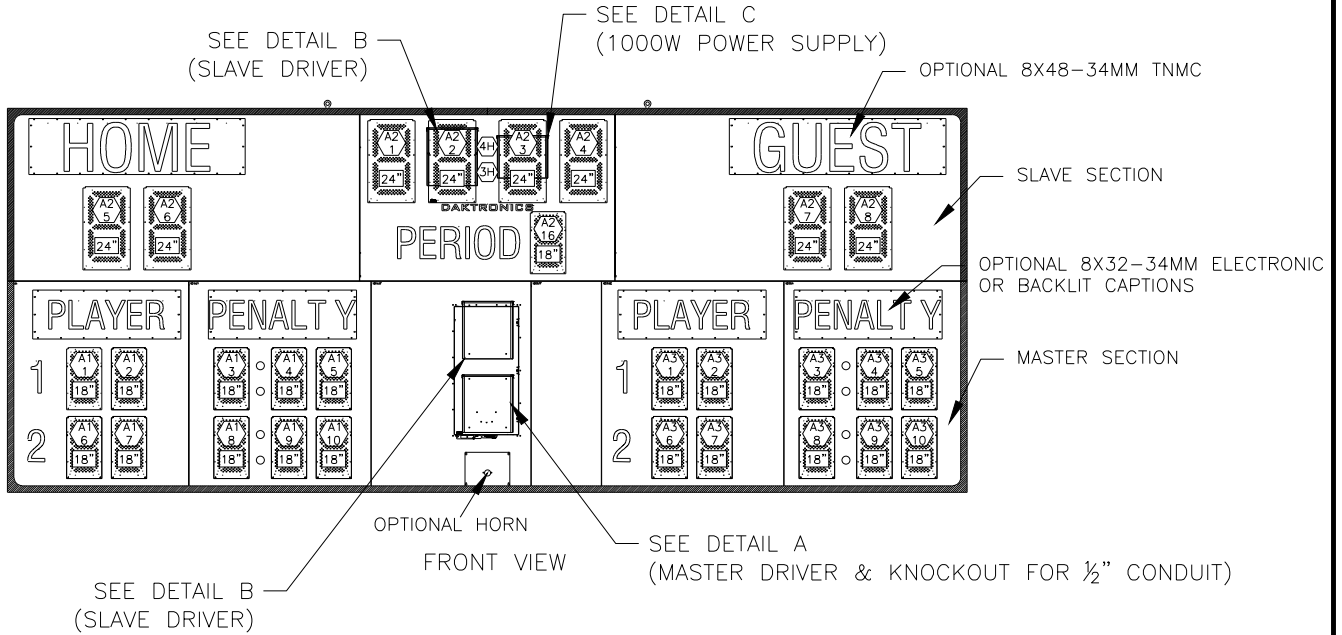


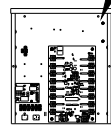
MS-2009-W



(A1 5) = LED DRIVER NUMBER & LED DRIVER CONNECTOR WIRED TO THAT DIGIT

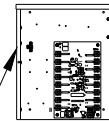
[18"] = DIGIT SIZE

ENCLOSED 16 COLUMN MASTER LED DRIVER AND POWER/SIGNAL ENCLOSURE @1. (THE COVER HAS BEEN REMOVED TO SHOW THE ENCLOSURE COMPONENT DETAIL)



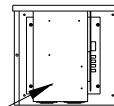
DETAIL A
SCALE 1=30

ENCLOSED 16 COLUMN SLAVE LED DRIVER AND POWER/SIGNAL ENCLOSURE @1. (THE COVER HAS BEEN REMOVED TO SHOW THE ENCLOSURE COMPONENT DETAIL)



DETAIL B
SCALE 1=30

ENCLOSED 1000W POWER SUPPLY ENCLOSURE @1 (THE COVER HAS BEEN REMOVED TO SHOW ENCLOSURE DETAIL)



DETAIL C
SCALE 1=30



DAKTRONICS, INC.

BROOKINGS, SD 57006

DO NOT SCALE DRAWING

THE CONCEPTS EXPRESSED AND DETAILS SHOWN ON THIS DRAWING ARE CONFIDENTIAL AND PROPRIETARY. DO NOT REPRODUCE BY ANY MEANS WITHOUT THE EXPRESSED WRITTEN CONSENT OF DAKTRONICS, INC. COPYRIGHT 2011 DAKTRONICS, INC.

PROJ: OUTDOOR SCOREBOARDS

TITLE: COMPONENT LOCATION; MS-2009-W

DESIGN: Jvanaar

DRAWN: Jvanaar

DATE: 13 OCT 11

SCALE: 1/60

SHEET

REV

JOB NO:

FUNC-TYPE-SIZE

02

P 1647

R - 08 - A

1073621

REV 02	DATE: 18 JUL 12	UPDATED FROM STICKER COLONS TO LED COLONS	BY: LMG
REV 01	DATE: 05 JUL 12	UPDATED DESIGNATION	BY: KZB