



VENUS CONTROL SUITE

FOR MESSAGE DISPLAYS

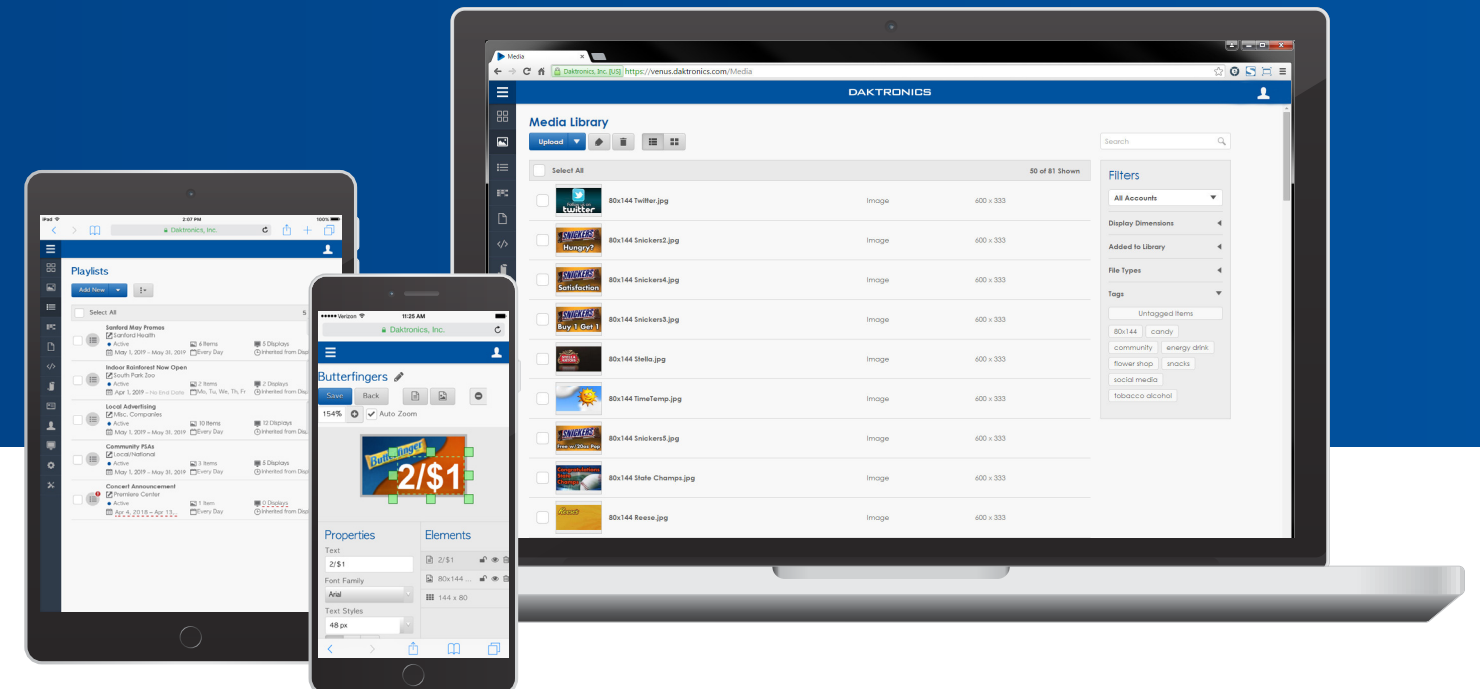
As digital display technology advances and more people become comfortable with computers, the ability to control a display is as important as the display itself. Daktronics offers you a control software that combines functionality with a great user experience.

THIS CONTROL SOLUTION IS THE **VENUS® CONTROL SUITE.**

ACCESS **ANYWHERE, ANYTIME,** FROM **ANY DEVICE.**

Operators at any level can control their display from anywhere, at any time with an Internet-connected device. If you're on the go, Venus Control Suite provides a great mobile experience from your smartphone, tablet, or laptop. Use your desktop computer to control the display when you're at home or work.

Venus Control Suite is a cloud-based solution that allows instant software updates, ensuring you always have the latest tools in the newest version.





WHAT CAN I DO WITH IT?

Venus Control Suite offers you amazing features because it's a cloud-based system, instead of a PC-based or downloadable one.

Operators can conveniently control the display at work, at home or any other location from their mobile device, making controlling the display easier than ever.




Daktronics hosts the Venus Control Suite on one of the most secure data centers in the world to put your IT staff at ease.

Multiple firewalls and secure connections ensure your display communicates directly to Venus where no other traffic is allowed.



Each authorized user has access to the same content and schedules.



You can set up access for multiple users, with different rights, at multiple account levels.

Use the dashboard screen, or home screen, and see at a glance that your display is connected and what content is running on it.



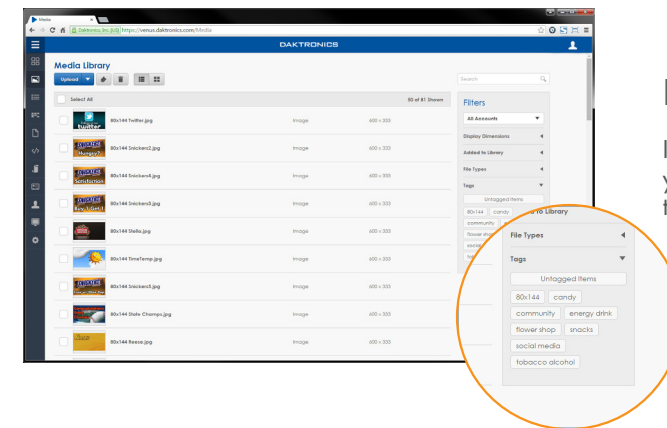
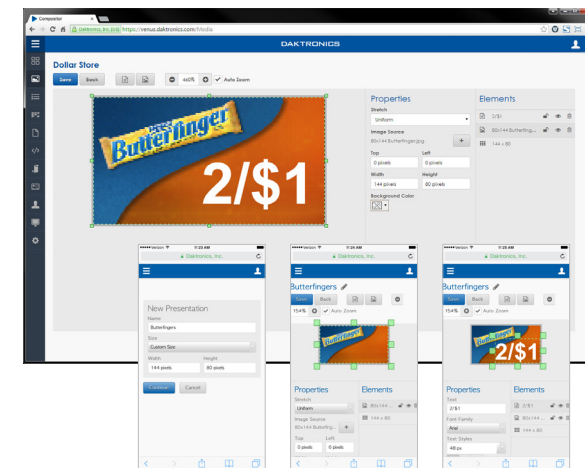
HOW QUICKLY CAN I DO IT?

As soon as we open your account, you can log into the software to start creating and scheduling your content. Once installed, the display will automatically pull in your scheduled content.

CONTENT CREATION OPTIONS

Our Venus Control Suite offers you three options to create content:

1. Use your favorite third-party software to create graphics--then drag and drop them into the media library.
2. In a hurry? Use the web compositor tool to select a background or media library image. Add a text box and message, then save. For pre-designed content, download our free media kit. Also visit daktronics.com/Content for even more content for your display.
3. When you have more time, download our Content Studio content creation software to a PC and add effects or fine-tune your messages.



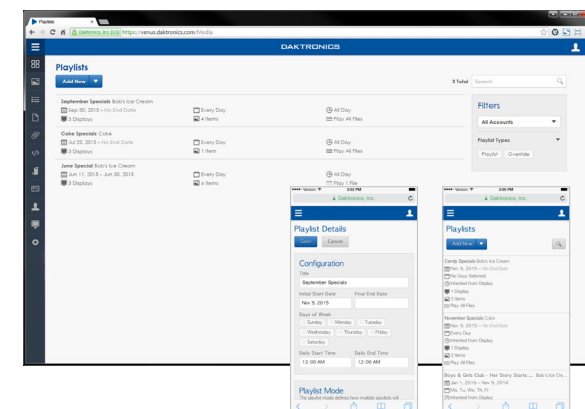
IMPORTING CONTENT

Importing graphics and videos is easier than ever. Simply drag and drop your files into the software. Keep track of your files by using your own tagging descriptions. This makes it easy to find your content later.

SCHEDULING YOUR CONTENT

Enjoy scheduling your campaigns with new, streamlined playlist creation.

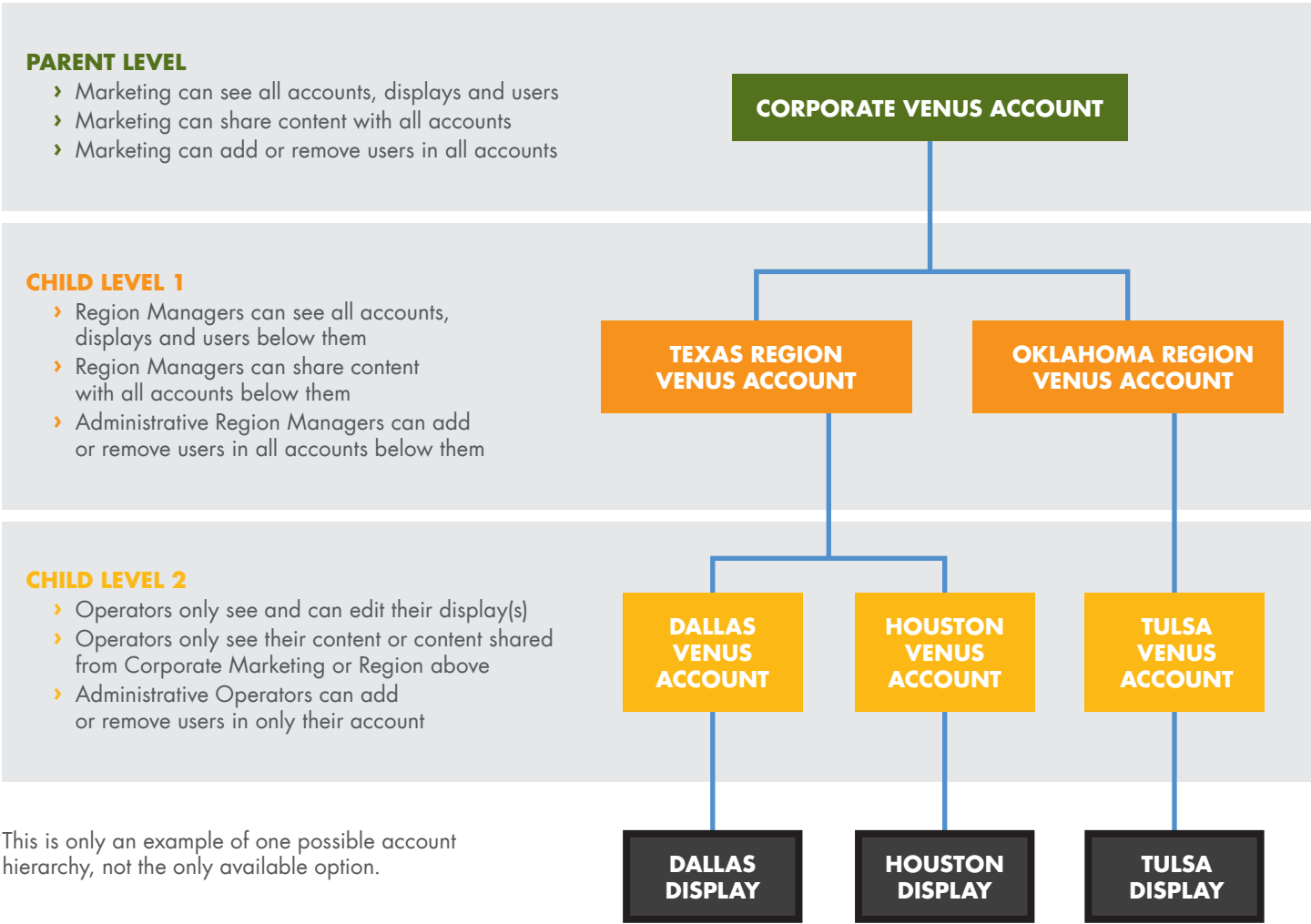
Take your file and place it directly into a playlist to run on your display. Simply choose a start and end date, days of the week, and time of day.



VENUS CONTROL SUITE **ACCOUNT HIERARCHY**

Venus Control Suite, as a cloud-based software, offers the unique ability to cater to each customer’s desires for how they want to create content and manage content schedules. When a customer owns and operates more than one display, they may benefit from taking advantage of Venus Control Suite’s ability to place displays into an account hierarchy.

Account hierarchy enables the customer to share content and schedules among their display network and provides access for more than one user. The Daktronics software team will then work with the owner or administrator of the display network to determine the account set up right for them.



DAKTRONICS.COM/**VENUS**
DAKTRONICS.COM/**VENUSLEARNING**

201 Daktronics Drive PO Box 5128 Brookings, SD 57006-5128
tel 888-325-7446 605-692-0200 ext. 57220 fax 605-692-0381
www.daktronics.com/billboards email outdoor@daktronics.com
Copyright © 2019 Daktronics DD3275812 Rev 01 072519

