


Log in to GoServicePro Mobile App

This process is completed by Field Technicians and Customer Trainers using the GoServicePro Mobile App. This article reviews the steps to log in.

1. Tap the GoServicePro shortcut.

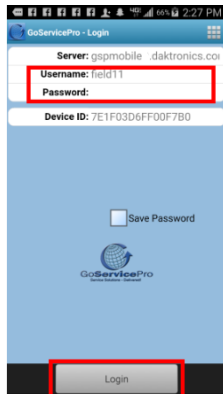


2. Enter Username and Password.

***NOTE:** Ensure the server is **gspmobile.daktronics.com**. The 'g' must be lower-case, or you will receive an error.

3. Save Password (optional).

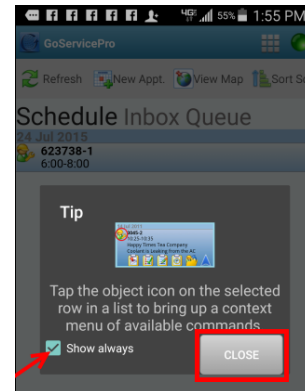
4. Tap the **Login** button.



Username/Password/Login



Menu Button



Tip Popup/Close Button

Note: The Menu button is located in the top right corner. Click the Menu button to access these Actions:

- Request Refresh
- Download Metadata
- Update
- Debug
- About
- Reset Application.

5. Tip Popup: Tap the object icon on the selected row in a list to bring up a context menu of available commands."

- "Show always" is checked by default; uncheck to not show tip again.

6. Tap the **CLOSE** button.