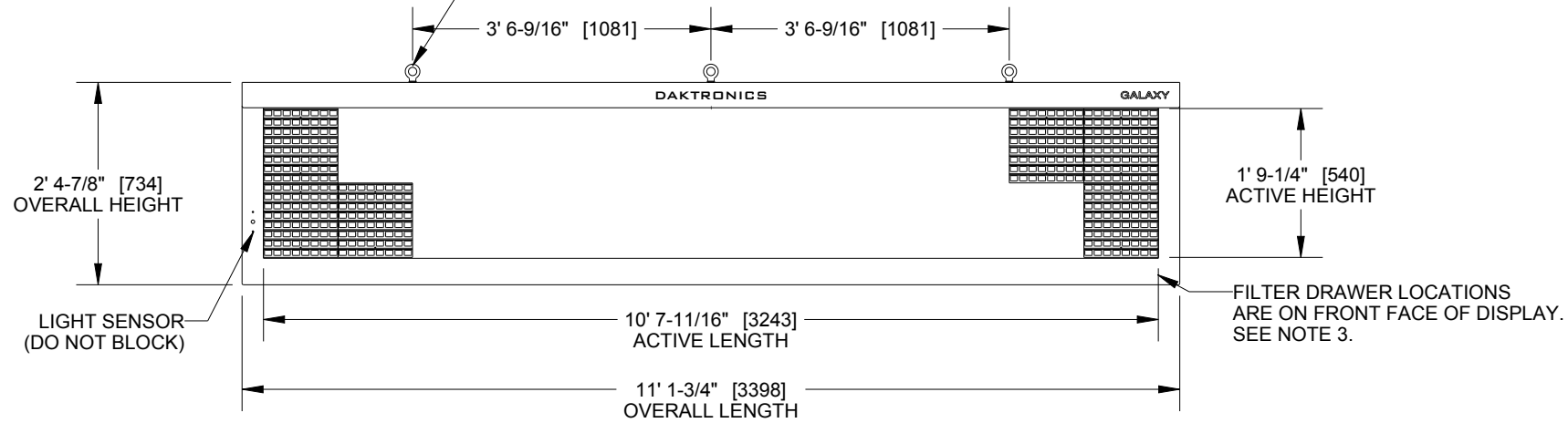


APPLICABLE DESIGN CODE: IBC 2006/2009

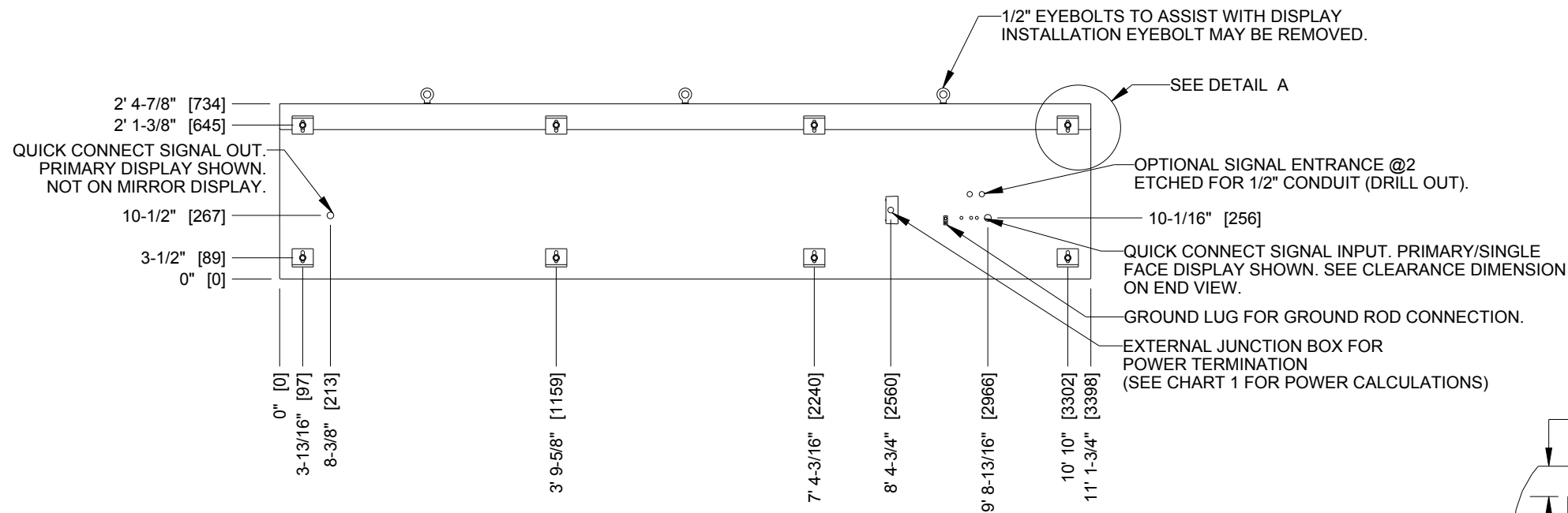
DESIGN WIND PRESSURE "P"

$P \leq 110 \text{ psf}$

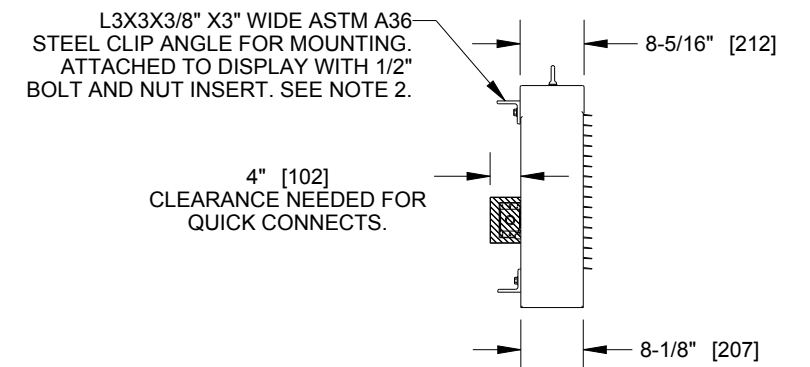
IN ORDER TO MAINTAIN THE STRUCTURAL INTEGRITY OF THE DISPLAY CABINET, THE 90° ANGLE BETWEEN THE CABINET AND THE LIFTING METHOD MUST BE MAINTAINED. ALL EYEBOLTS MUST BE USED WHEN LIFTING.



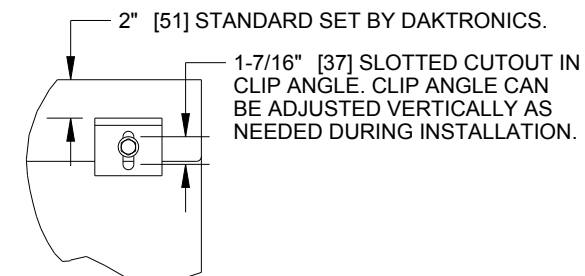
FRONT VIEW



REAR VIEW



LEFT SIDE



DETAIL A
SCALE 1/10

CHART 1

TECHNOLOGY	COLOR	WATTS	POWER REQUIREMENTS PER SINGLE FACE		
			120 VAC, 60 Hz (2 WIRE + GND)	120/240VAC, 60 Hz (3 WIRE + GND)	240VAC, 1PH, 50 Hz (2 WIRE + GND)
			AMPS	AMPS*	AMPS
AF-3500	RED	516	4.30	N/A	2.15
	AMBER	602	5.01	N/A	2.51
	RGB	926	7.72	N/A	3.86
AF-3550	RGB	833	6.94	N/A	3.47

*AMPS LISTED ARE HIGHEST LEG OF CIRCUIT.
** AF-3500 RGB INACTIVE AS OF 23 AUGUST 2012.

NOTES:

- EYEBOLTS MAY NOT BE USED FOR PERMANENT INSTALLATION.
- ALL CLIP ANGLES (OR THEIR LOCATIONS) MUST BE USED FOR DISPLAY INSTALLATION.
- DISPLAY IS FRONT VENTILATED SO NO PORTION OF THE FRONT FACE CAN BE COVERED. AIR INTAKES ARE FILTERED. FILTERS ARE LOCATED IN DRAWERS ON FACE AND WILL NEED TO BE PERIODICALLY CLEANED IN ORDER TO PROVIDE THE PROPER DISPLAY VENTILATION. REFER TO THE MAINTENANCE DOCUMENT (DD-1564079) FOR FILTER MAINTENANCE INSTRUCTIONS.
- ALL DIMENSIONS ARE IN FEET AND INCHES [MILLIMETERS].
- DISPLAY IS ALL ALUMINUM CONSTRUCTION.
- THIS DISPLAY IS SHIPPED AND INSTALLED AS A SINGLE UNIT.
- DISPLAY CABINET COLOR IS SEMI-GLOSS BLACK.
- FRONT ACCESS FOR SERVICE.
- ESTIMATED WEIGHT IS: 230 LBS [104 KG].
- DISPLAY L.E.D. COLOR IS RED, AMBER, OR RGB.
- POWER REQUIREMENTS ARE LISTED IN CHART 1 OF THIS DRAWING.
- DAKTRONICS IS NOT RESPONSIBLE FOR THE MAIN ELECTRICAL DISCONNECT.
- DAKTRONICS IS NOT RESPONSIBLE FOR THE MOUNTING HARDWARE OR THE INTEGRITY OF THE STRUCTURE THE DISPLAY IS MOUNTED TO.

04	4 MAR 13	UPDATED POWER BLOCK AND TITLE BLOCK TO REFLECT 3550 CHANGE	TKW
03	2 AUG 11	UPDATED DESIGN CODE TO INCLUDE IBC 2009 ALONG WITH IBC 2006	AJK
02	7 JUN 10	UPDATED TITLE BLOCK AND POWER ENTRANCE LOCATION	RLB
REV 01	DATE: 20 NOV 09	UPDATED VENTILATION REQUIREMENTS	BY: RLB

		THE CONCEPTS EXPRESSED AND DETAILS SHOWN ON THIS DRAWING ARE CONFIDENTIAL AND PROPRIETARY. DO NOT REPRODUCE BY ANY MEANS WITHOUT THE EXPRESSED WRITTEN CONSENT OF DAKTRONICS, INC. COPYRIGHT 2013 DAKTRONICS, INC.	
PROJ: GALAXY AF-3500 34MM DISPLAYS			
TITLE: SHOP DWG, AF-35**-16X96-34			
DESIGN: TWHITEH	DRAWN: BHAROLD	DATE: 15-AUG-12	
SCALE: 1=25			
SHEET: 1 OF 1	REV: 04	JOB NO: P 1472	FUNC-TYPE-SIZE: E - 10 - B
			551987